




Bathtub - MEM

Three-hole single-lever tub mixer for deck-mounted tub installation - polished chrome

Article number: 27 412 782-00



- 8-5/8" Projection
- Spout: Rectangular aerator
- Hand shower set: Standard spray
- Hand shower set with anti-scale technology
- Integrated diverter
- Total height 11-3/4"
- Height to aerator/spout outlet 6-3/4"
- Spout hole diameter 1-1/4"
- Single-lever mixer hole diameter 1-3/8"
- Hole diameter for hand shower set 1-1/4"
- Flange for mixer 2-3/8" x 2-3/8"
- 2-3/8" x 2-3/8" flange for spout
- Hand shower set with flange 2-3/8" x 2-3/8"
- Metal shower hose 88-5/8" with anti-twist device
- Water flow rate limited to max. 5.4 gpm
- Handshower flow rate max. 1.8 gpm
- Fittings group in compliance with DIN 4109: 1
- NOTE: Local building codes may require the use of an anti-scald device. Please refer to remote pressure balance valve (35 910 970 90)
- Internal backflow preventer.



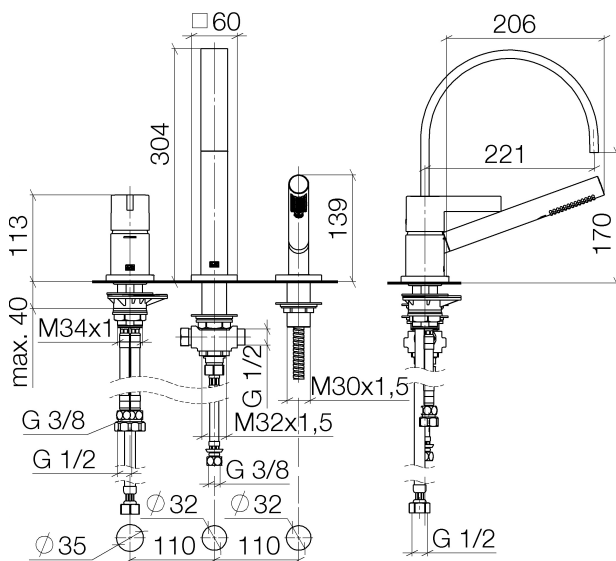
polished chrome

Bathtub - MEM

Three-hole single-lever tub mixer for deck-mounted tub installation - polished chrome

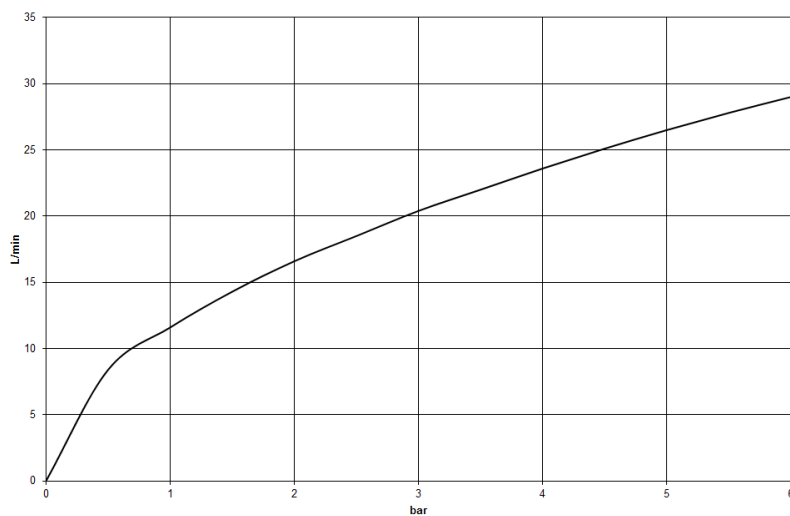
Article number: 27 412 782-00

Dimensional drawing



All dimensions in mm / inch = mm x 0,0394

Flow rate chart





Bathtub - MEM
Three-hole single-lever tub mixer for deck-mounted tub installation - polished chrome
Article number: 27 412 782-00


Other surface finishes




platinum matte
27 412 782-06




platinum
27 412 782-08



Dark Brass matte
27 412 782-16



Dark Bronze matte
27 412 782-17



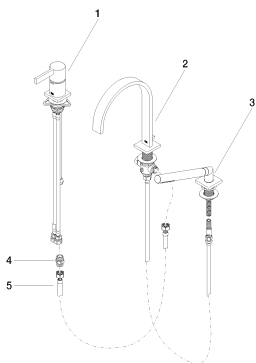
Cyprum
27 412 782-49



Dark Platinum matte
27 412 782-99

More custom finish options are available via special production (xTra Service). Please see our finish matrix for availability and pricing or contact a Dornbracht representative.

Spare parts list



Number	Item Number	Designation	Number of units
<hr/>			